




|  Alcaldía de Medellín ISVIMED <small>Instituto Social de Vivienda y Hábitat de Medellín</small> | INSTITUTO SOCIAL DE VIVIENDA Y HÁBITAT DE MEDELLÍN EJECUCIÓN PRESUPUESTAL DE GASTOS ACUMULADA A DICIEMBRE 31 DE 2021 | | | | | | | CÓDIGO: F-GF-20 |
|--|---|----------------------|---------------------|---------------------------|-------------------------------|-----------------------|--------------------------|-------------------|
| | | | | | | | | VERSIÓN: 03 |
| | | | | | | | | FECHA: 20/02/2020 |
| | | | | | | | | PÁGINA: 1 de 1 |
| Concepto | Presupuesto Definitivo | Disponible | CDP sin compromisos | Saldo de Compromisos ① | Saldos Cuentas por Pagar ② | Pagos con Egreso ③ | Total Ejecución ①+②+③ | % Ejec |
| TOTAL GENERAL | 111,884,176,382 | 9,572,712,864 | 0 | 117,695,190 | 3,477,817,618 | 98,715,950,710 | 102,311,463,518 | 91.44% |
| Funcionamiento | 10,219,131,292 | 296,419,237 | 0 | 0 | 1,943,964,320 | 7,978,747,735 | 9,922,712,055 | 97.10% |
| Gastos de Personal | 1,817,115,820 | 287,031,576 | 0 | 0 | 382,308,779 | 1,147,775,465 | 1,530,084,244 | 84.20% |
| Gastos Generales | 8,402,015,472 | 9,387,661 | 0 | 0 | 1,561,655,541 | 6,830,972,270 | 8,392,627,811 | 99.89% |
| Inversión | 101,665,045,090 | 9,276,293,627 | 0 | 117,695,190 | 1,533,853,298 | 90,737,202,975 | 92,388,751,463 | 90.88% |
| Proyectos Plan de Desarrollo | 89,315,736,297 | 4,318,206,897 | 0 | 100,469,067 | 1,528,193,299 | 83,368,867,034 | 84,997,529,400 | 95.17% |
| Adquisición de vivienda por un hábitat sostenible con enfoque diferencial - AVHS | 53,398,817,069 | 1,456,665,276 | 0 | 49,453,362 | 1,409,243,037 | 50,483,455,394 | 51,942,151,793 | 97.27% |
| Mejoramiento de vivienda por un hábitat sostenible - MVHS | 29,526,876,383 | 952,720,963 | 0 | 1,590,980 | 56,650,571 | 28,515,913,869 | 28,574,155,420 | 96.77% |
| Servicio de reconocimiento de edificaciones de vivienda de interés social y prioritario - SER | 2,215,358,598 | 1,368,132,168 | 0 | 36,594,751 | 728,350 | 809,903,329 | 847,226,430 | 38.24% |
| Implementación y gestión de la política pública habitacional - IGPPH | 1,510,140,526 | 113,579,565 | 0 | 11,627,584 | 60,265,023 | 1,324,668,354 | 1,396,560,961 | 92.48% |
| 21PP16 Mejoramiento de vivienda Belén - 21PP16 MV | 1,427,512,228 | 0 | 0 | 0 | 0 | 1,427,512,228 | 1,427,512,228 | 100.00% |
| Mejoramiento integral de barrios - MIB | 844,477,177 | 407,199,519 | 0 | 0 | 1,277,094 | 436,000,564 | 437,277,658 | 51.78% |
| Titulación y regularización de bienes fiscales en la ciudad - TRBF | 236,672,962 | 19,909,406 | 0 | 1,202,390 | 29,224 | 215,531,942 | 216,763,556 | 91.59% |
| 21PP14 Mejoramiento de vivienda el Poblado - 21PP14 MV | 155,881,354 | 0 | 0 | 0 | 0 | 155,881,354 | 155,881,354 | 100.00% |
| Convenios recursos propios 2021 | 4,658,956,778 | 163,514,124 | 0 | 1,238,534 | 0 | 4,494,204,120 | 4,495,442,654 | 96.49% |
| VIVA - Convenio 436 de 2021 | 2,906,828,937 | 0 | 0 | 0 | 0 | 2,906,828,937 | 2,906,828,937 | 100.00% |
| EDU - Cinturón Verde Fase II 465 | 1,048,020,191 | 163,514,124 | 0 | 1,238,534 | 0 | 883,267,533 | 884,506,067 | 84.40% |
| VIVA - Convenio 617 de 2021 | 704,107,650 | 0 | 0 | 0 | 0 | 704,107,650 | 704,107,650 | 100.00% |
| Recursos del Balance | 7,391,115,530 | 4,747,781,563 | 0 | 15,987,589 | 5,659,999 | 2,621,686,379 | 2,643,333,967 | 35.76% |
| Transferencias Municipales 2020 | 2,797,833,186 | 1,246,236,365 | 0 | 0 | 0 | 1,551,596,821 | 1,551,596,821 | 55.46% |
| RP Sede 2020 | 6,430,000 | 0 | 0 | 0 | 0 | 6,430,000 | 6,430,000 | 100.00% |
| SS - Conexión Vial Norte 72984 | 1,911,761,573 | 1,733,182,113 | 0 | 1,748,589 | 1,890,000 | 174,940,871 | 178,579,460 | 9.34% |
| SS - San Luis 72948 | 934,786,121 | 730,387,775 | 0 | 10,312,000 | 0 | 194,086,346 | 204,398,346 | 21.87% |
| SS - Cinturón Verde 72998 | 577,154,437 | 553,145,217 | 0 | 0 | 0 | 24,009,220 | 24,009,220 | 4.16% |
| DAP - CONV 4600087030 | 398,207,164 | 56,341,412 | 0 | 0 | 0 | 341,865,752 | 341,865,752 | 85.85% |
| Metro - Cable Picacho CN112 | 293,066,011 | 105,881,629 | 0 | 3,927,000 | 2,300,000 | 180,957,382 | 187,184,382 | 63.87% |
| Conexión Madre Laura Montoya | 125,480,073 | 125,430,569 | 0 | 0 | 0 | 49,504 | 49,504 | 0.04% |
| Sec Suministros Conv 4600082068 | 120,975,952 | 120,555,952 | 0 | 0 | 0 | 420,000 | 420,000 | 0.35% |
| EDU - Convenio 34 de 2019 | 80,647,093 | 54,673,211 | 0 | 0 | 629,999 | 25,343,883 | 25,973,882 | 32.21% |
| EDU - Cinturón Verde Fase II 465 | 78,697,993 | 21,725,034 | 0 | 0 | 840,000 | 56,132,959 | 56,972,959 | 72.39% |
| SS - San Luis 67990 | 66,075,927 | 222,286 | 0 | 0 | 0 | 65,853,641 | 65,853,641 | 99.66% |
| Reservas Presupuestales | 299,236,485 | 46,791,043 | 0 | 0 | 0 | 252,445,442 | 252,445,442 | 84.36% |


 JAVIER ALONSO VALDES BARCHA
 Director (E)

ELABORÓ
 Marisol García Ospina, Profesional Universitaria


 VIVIANA ASTRID POSADA ARANGO
 Subdirectora Administrativa y Financiera