

INSTITUTO SOCIAL DE VIVIENDA Y HÁBITAT DE MEDELLÍN
 EJECUCIÓN PRESUPUESTAL DE INGRESOS


ACUMULADA A JUNIO 30 DE 2019

Anexo 1

Concepto	Presupuesto Inicial	Total Adiciones	Total Reducciones	Presupuesto Definitivo	Total Recaudado	% Ejec.	Por Ejecutar
TOTAL GENERAL	92,647,574,488	51,163,798,495	6	143,811,372,977	108,153,085,840	75.20%	35,658,287,137
Ingresos Corrientes	92,647,574,488	30,117,361,343	6	122,764,935,825	87,106,648,689	70.95%	35,658,287,136
Transferencias Municipales	84,464,709,670	15,300,000,006	6	99,764,709,670	64,578,945,904	64.7%	35,185,763,766
Funcionamiento	2,424,014,828	0	0	2,424,014,828	2,424,014,828	100%	0
Inversión	82,040,694,842	15,300,000,006	6	97,340,694,842	62,154,931,076	63.9%	35,185,763,766
Recursos Propios	8,182,864,818	14,817,361,337	0	23,000,226,155	22,527,702,785	97.9%	472,523,370
Recaudo de Cartera	370,660,776	0	0	370,660,776	346,033,913	93.4%	24,626,863
Recuperación de Recursos	7,380,855,082	0	0	7,380,855,082	7,380,855,082	100%	0
Recuperaciones		0	0		207,103,493		-207,103,493
Convenios con Empresas Municipales	431,348,960	14,817,361,337	0	15,248,710,297	14,593,710,297	96%	655,000,000
Recursos De Capital	0	21,046,437,152	0	21,046,437,152	21,046,437,151	100%	1
Recursos Del Balance	0	21,046,437,152	0	21,046,437,152	21,046,437,151	100%	1
Reservas Presupuestales 2018	0	1,560,771,109	0	1,560,771,109	1,560,771,109	100%	0
Recursos del Balance 2018	0	19,485,666,043	0	19,485,666,043	19,485,666,042	100%	1



MANUELA GARCÍA GIL
 Directora





VANESSA ZULUAGA PÉREZ
 Subdirectora Administrativa y Financiera

ELABORÓ 
 Marisol García Ospina, Profesional Universitaria

INSTITUTO SOCIAL DE VIVIENDA Y HÁBITAT DE MEDELLÍN
EJECUCIÓN PRESUPUESTAL DE GASTOS
ACUMULADA A JUNIO 30 DE 2019
Anexo 2

Concepto	Presupuesto Definitivo	Disponible	CDP sin compromisos	Saldo de Compromisos ①	Saldos Cuentas por Pagar ②	Pagos con Egreso ③	Total Ejecución ①+②+③	% Ejec
TOTAL GENERAL	143,811,372,977	41,317,469,100	14,115,125,515	34,046,037,255	908,616,003	53,424,125,104	88,378,778,362	61.45%
Funcionamiento	10,175,530,686	3,937,426,715	1,682,510,916	1,361,130,212	147,528,656	3,046,934,187	4,555,593,055	44.77%
Gastos de Personal	7,049,791,699	2,625,739,932	1,200,690,887	752,782,168	142,582,379	2,327,996,333	3,223,360,880	45.72%
Gastos Generales	2,653,092,445	934,150,076	434,554,347	608,348,044	4,001,460	672,038,518	1,284,388,022	48.41%
Transferencias Corrientes	472,646,542	377,536,707	47,265,682	0	944,817	46,899,336	47,844,153	10.12%
Inversión	133,635,842,291	37,380,042,385	12,432,614,599	32,684,907,043	761,087,347	50,377,190,917	83,823,185,307	62.73%
Programas	105,157,975,278	24,750,882,143	12,125,037,022	31,987,448,352	729,087,417	35,565,520,344	68,282,056,113	64.93%
Fortalecimiento al sistema municipal habitacional	1,427,010,739	105,254,704	5,886,938	683,147,205	2,196,059	630,525,833	1,315,869,097	92.21%
Gestión de nuevos desarrollos habitacionales de vivienda social	17,719,256,302	2,407,394,357	536,051,021	11,119,540,658	128,617,272	3,527,652,994	14,775,810,924	83.39%
Mejoramiento integral de barrios	40,184,251,750	6,100,578,342	1,239,747,445	13,338,941,440	382,882,443	19,122,102,080	32,843,925,963	81.73%
Promoción de la convivencia	1,555,972,505	271,272,424	1,767,300	766,049,629	64,295,101	452,588,051	1,282,932,781	82.45%
Reasentamiento integral de población	41,236,326,419	14,217,611,042	10,341,584,318	5,637,862,713	151,096,542	10,888,171,804	16,677,131,059	40.44%
Presupuesto Participativo	3,035,157,563	1,648,771,274	0	441,906,707	0	944,479,582	1,386,386,289	45.68%
Convenios	23,477,867,013	7,629,160,242	307,577,577	697,458,691	31,999,930	14,811,670,573	15,541,129,194	66.19%
CONV Metro - Cable Picacho CN112	14,834,022,687	911,774,175	13,184,066	287,905,315	0	13,621,159,131	13,909,064,446	93.76%
SS - Conexión Vial Norte 72984	3,672,031,248	3,589,223,802	524,706	74,689,941	0	7,592,799	82,282,740	2.24%
EDU - Convenio 34 de 2019	1,723,405,550	771,346,714	0	34,420,581	0	917,638,255	952,058,836	55.24%
SS - San Luis 72948	1,500,218,952	1,178,876,633	5,273,626	120,410,649	31,999,930	163,658,114	316,068,693	21.1%
SS - Cinturón Verde 72998	1,234,393,149	864,187,787	288,595,179	47,173,047	0	34,437,136	81,610,183	6.6%
Conexión Madre Laura Montoya	203,187,462	126,890,057	0	43,698,325	0	32,599,080	76,297,405	37.6%
EDU - Cinturón Verde Fase II 465	167,762,002	114,495,582	0	19,764,682	0	33,501,738	53,266,420	31.8%
SS - San Luis 67990	115,205,492	72,365,492	0	42,840,000	0	0	42,840,000	37.2%
EDU - Cinturón Verde 341	27,640,471	0	0	26,556,151	0	1,084,320	27,640,471	100.0%
Construcción Sede	5,000,000,000	5,000,000,000	0	0	0	0	0	0.00%


MANUELA GARCÍA GIL
Directora


VANESSA ZULUAGA PÉREZ
Subdirectora Administrativa y Financiera

ELABORÓ 
Marisol García Ospina, Profesional Universitaria